



ARIZONA LIBERTY

Arizona Liberty Political Action Committee

Mike Schroeder, Chairman
Dwight Kadar, Treasurer

WHAT IS “HOME RULE”?

Arizona Constitution

State Expenditure Limitation

(Base Limit set in 1979 - 80, adjusted annually for population & inflation)

Arizona Constitution

State Expenditure Limitation

(Base Limit set in 1979 - 80, adjusted annually for population & inflation)

- 1. Alternative Expenditure Limitation (Home Rule)**
Requires citizens vote every four years or reverts to State Expenditure Limitation
- 2. Permanent Base Adjustment (Auditor General Approval)**
Requires citizens vote to increase State Expenditure Limitation and must be done in even years
- 3. One-Time Override (City Council Resolution)**
Requires citizens vote and can be done annually in May, starting in 2019

Arizona Constitution

State Expenditure Limitation

(Base Limit set in 1979 - 80, adjusted annually for population & inflation)

1. **Alternative Expenditure Limitation (Home Rule)**
Requires citizens vote every four years or reverts to State Expenditure Limitation
2. **Permanent Base Adjustment (Auditor General Approval)**
Requires citizens vote to increase State Expenditure Limitation and must be done in even years
3. **One-Time Override (City Council Resolution)**
Requires citizens vote and can be done annually in May, starting in 2019

Arizona Constitution

State Expenditure Limitation

(Base Limit set in 1979 - 80, adjusted annually for population & inflation)

1. **Alternative Expenditure Limitation (Home Rule)**
Requires citizens vote every four years or reverts to State Expenditure Limitation
2. **Permanent Base Adjustment (Auditor General Approval)**
Requires citizens vote to increase State Expenditure Limitation and must be done in even years
3. **One-Time Override (City Council Resolution)**
Requires citizens vote and can be done annually in May, starting in 2019

City of Sedona

Publicly Available Sources

2013 - 2017 Comprehensive Annual Financial Reports

2017 - 2018 Estimated Actual

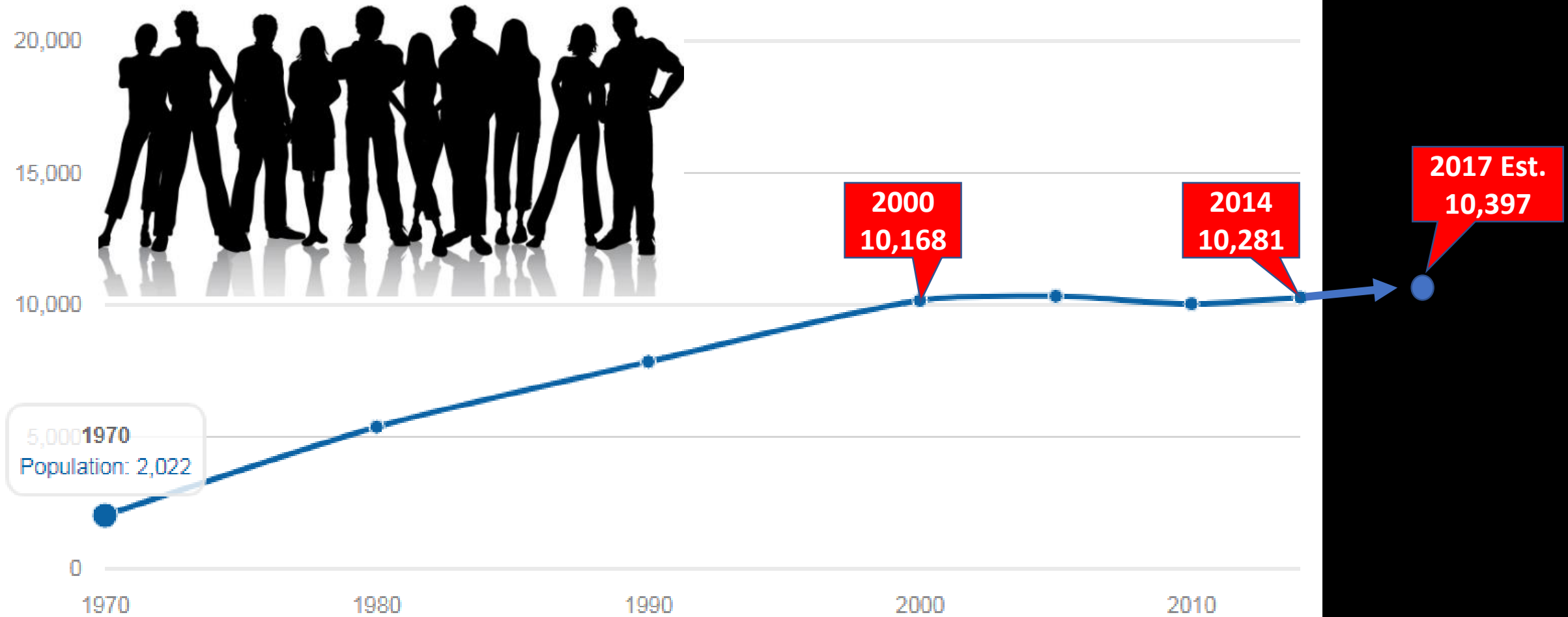
2018 - 2019 Annual Budget

2019 - 2023 Estimated Amounts To Be Expended

“Effect” of the 2014 Voter
Approval of Home Rule

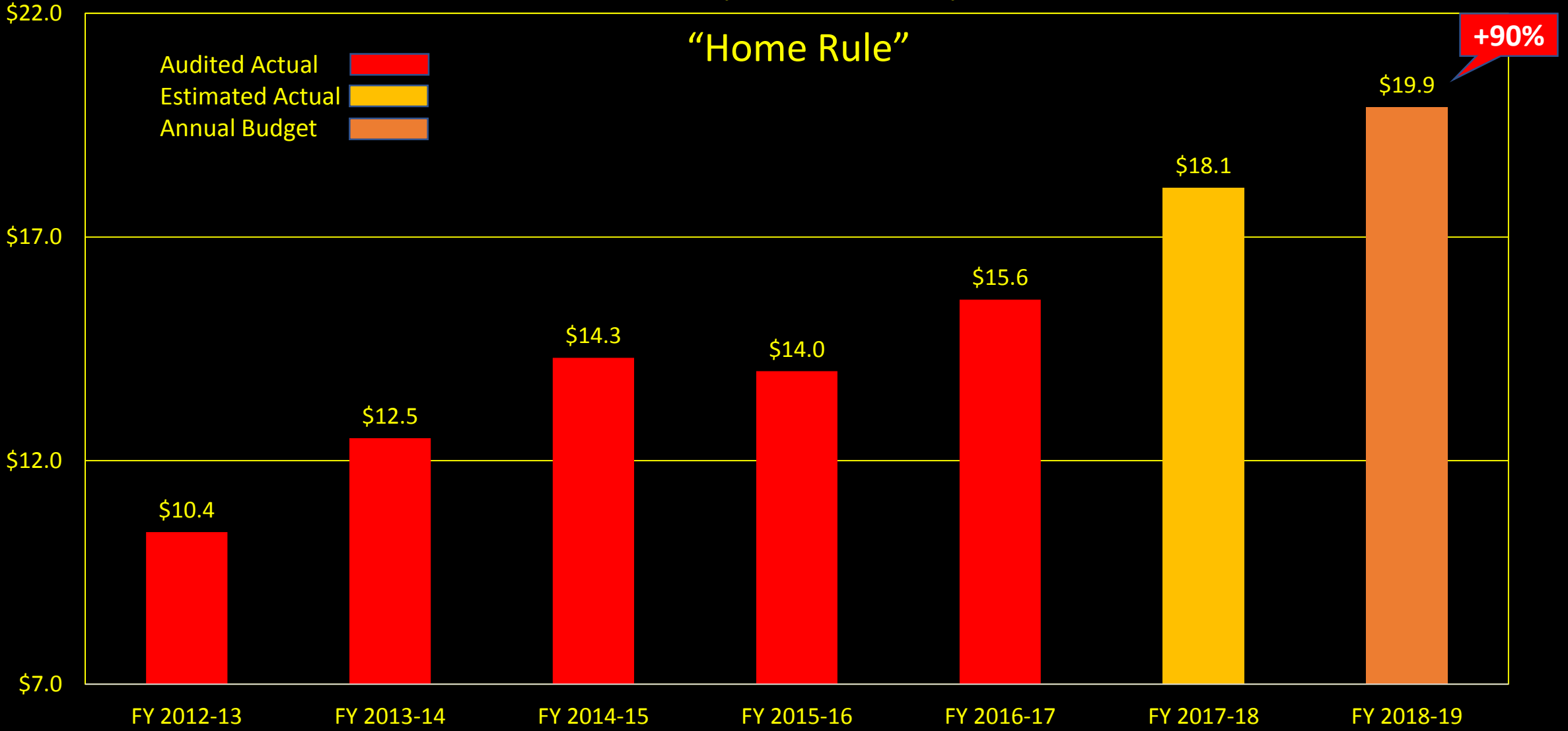
With 2% Population Growth Since 2000

Historical population of Sedona city for period 1970-2014:

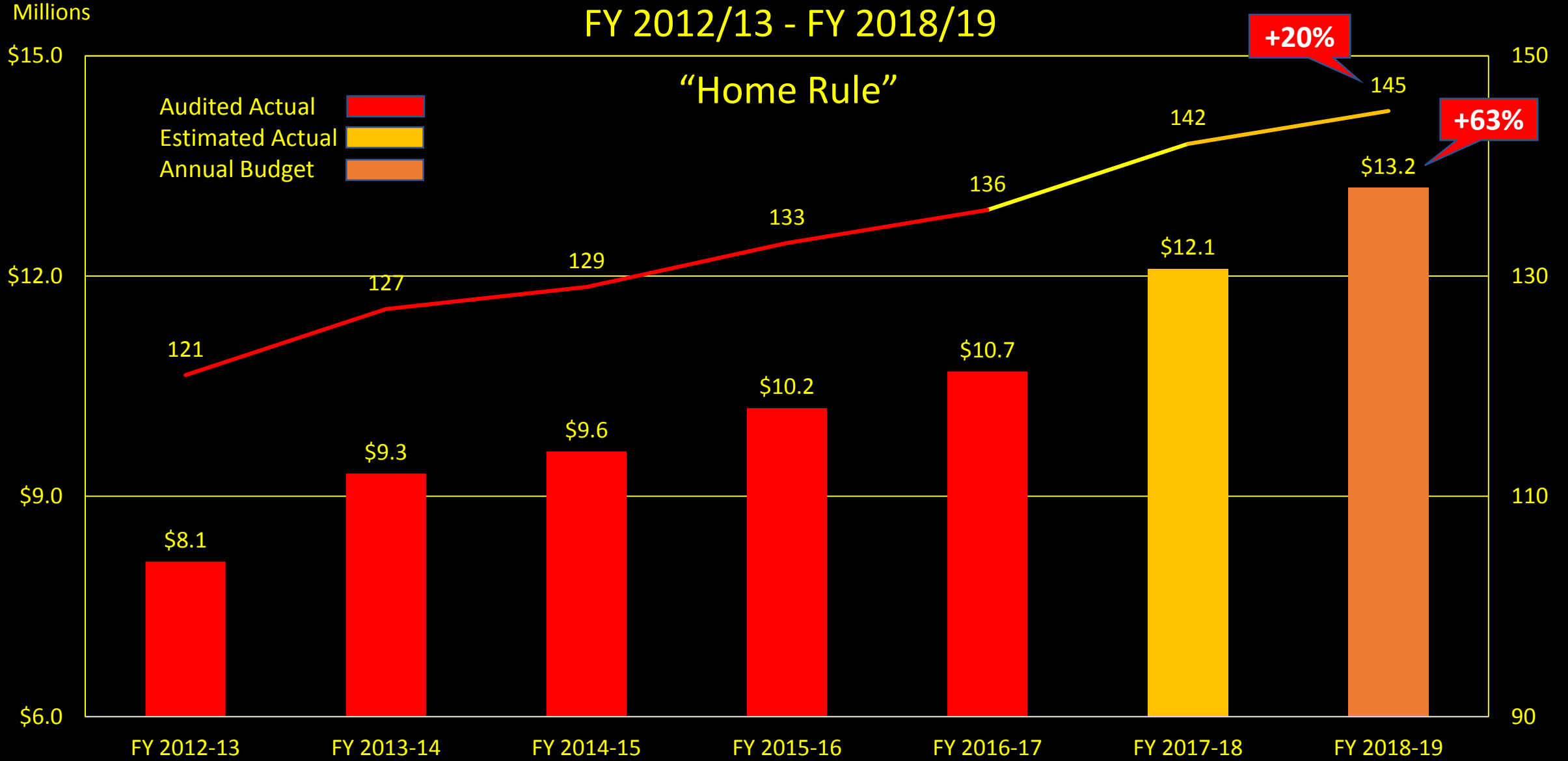


City of Sedona General Fund Expenses FY 2012/13 - FY 2018/19

Millions



City of Sedona Personnel Expenses/FTE Employees FY 2012/13 - FY 2018/19



City of Sedona
Salary Schedule Maximums
FY 2017/18

Millions

\$150,000

“Home Rule”

ADD 33% for Benefits

\$125,000

\$100,000

\$75,000

SM-1

SM-2

SM-3

M-4

SM-5

SM-6

SM-7

SM-8

SM-9

\$88,000

\$92,000

\$97,000

\$101,000

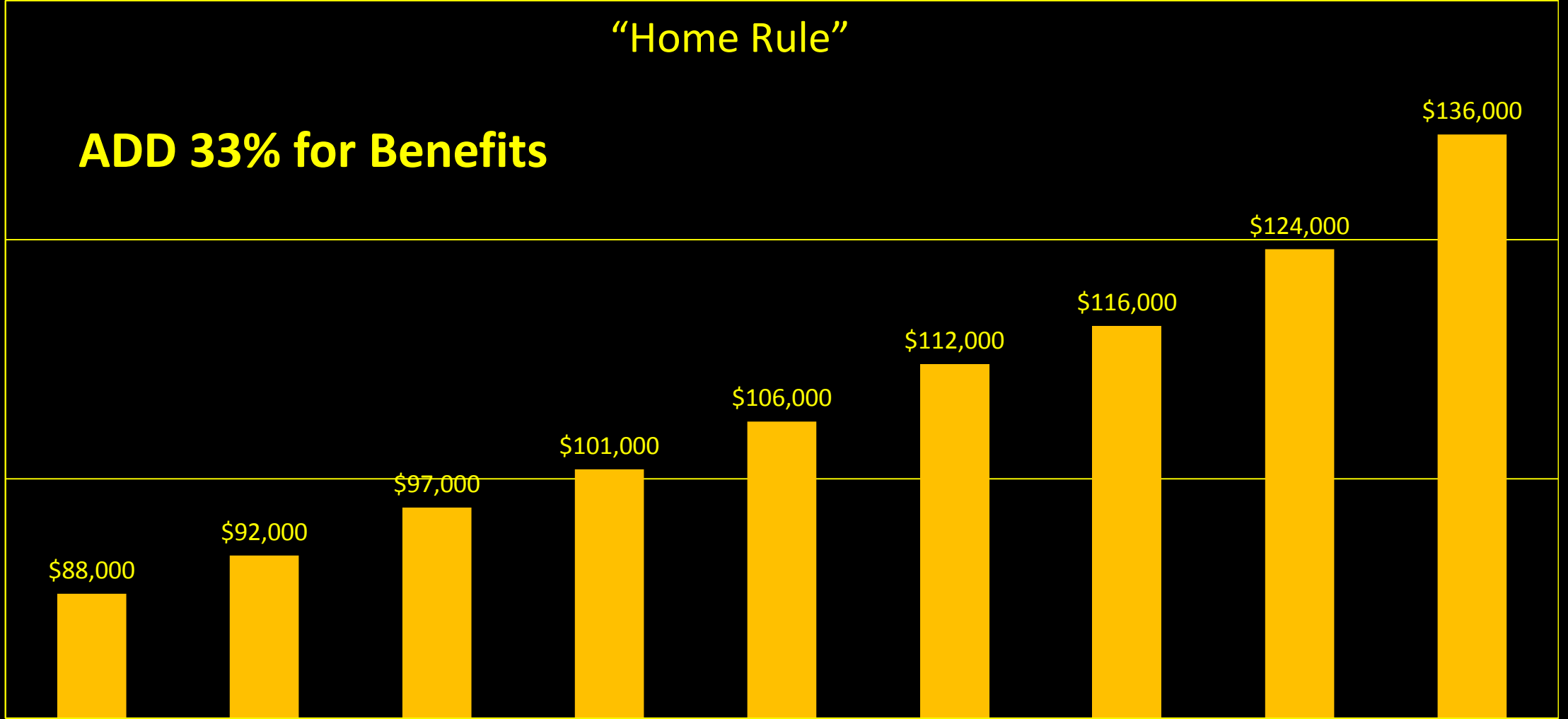
\$106,000

\$112,000

\$116,000

\$124,000

\$136,000



ADD 33% for Benefits

SM-1 (\$88,000)

Budget & Accounting Supervisor
Communications & Public Affairs Manager
Database/Web Developer
GIS Analyst
System Administrator

SM-2 (\$92,000)

Associate Attorney
Chief Building Official
Principal Planner

SM-3 (\$97,000)

Police Lieutenant
Engineering Supervisor

SM-4 (\$101,000)

Assistant Community Development Director
Human Resources Manager
Information Technology Manager
Parks & Recreation Manager

SM-5 (\$106,000)

Assistant City Attorney
Assistant City Attorney/Criminal Prosecutor
Police Commander

SM-6 (\$112,000)

Wastewater Manager

SM-7 (\$116,000)

Economic Development Director

SM-8 (\$124,000)

Chief of Police
City Engineer/Public Works Director
Director of Community Development
Director of Finance
Director of Wastewater

SM-9 (\$136,000)

Assistant City Manager

ADD 33% for Benefits

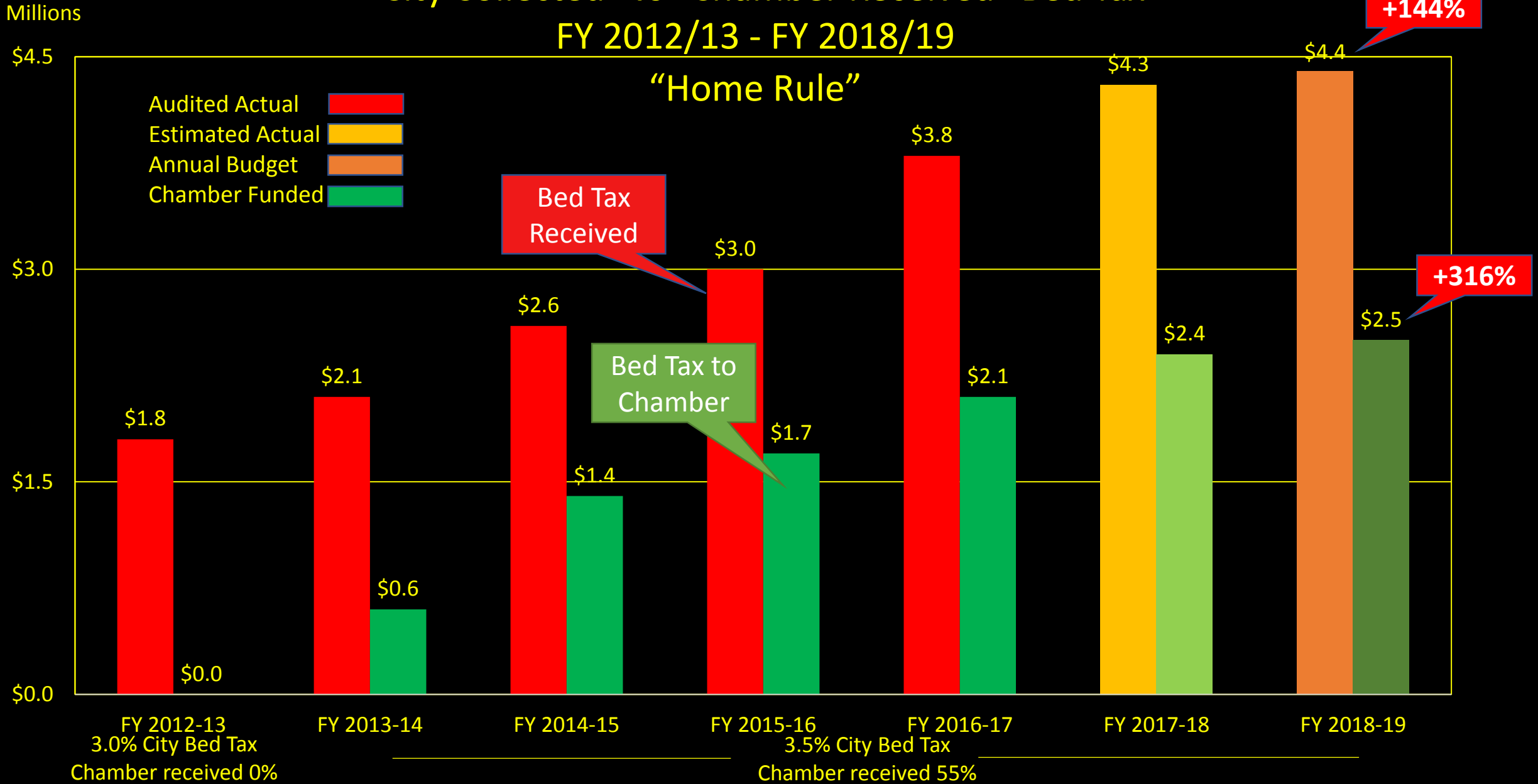
Who's Salaries Are Missing?

City Attorney	\$158,000
---------------	-----------

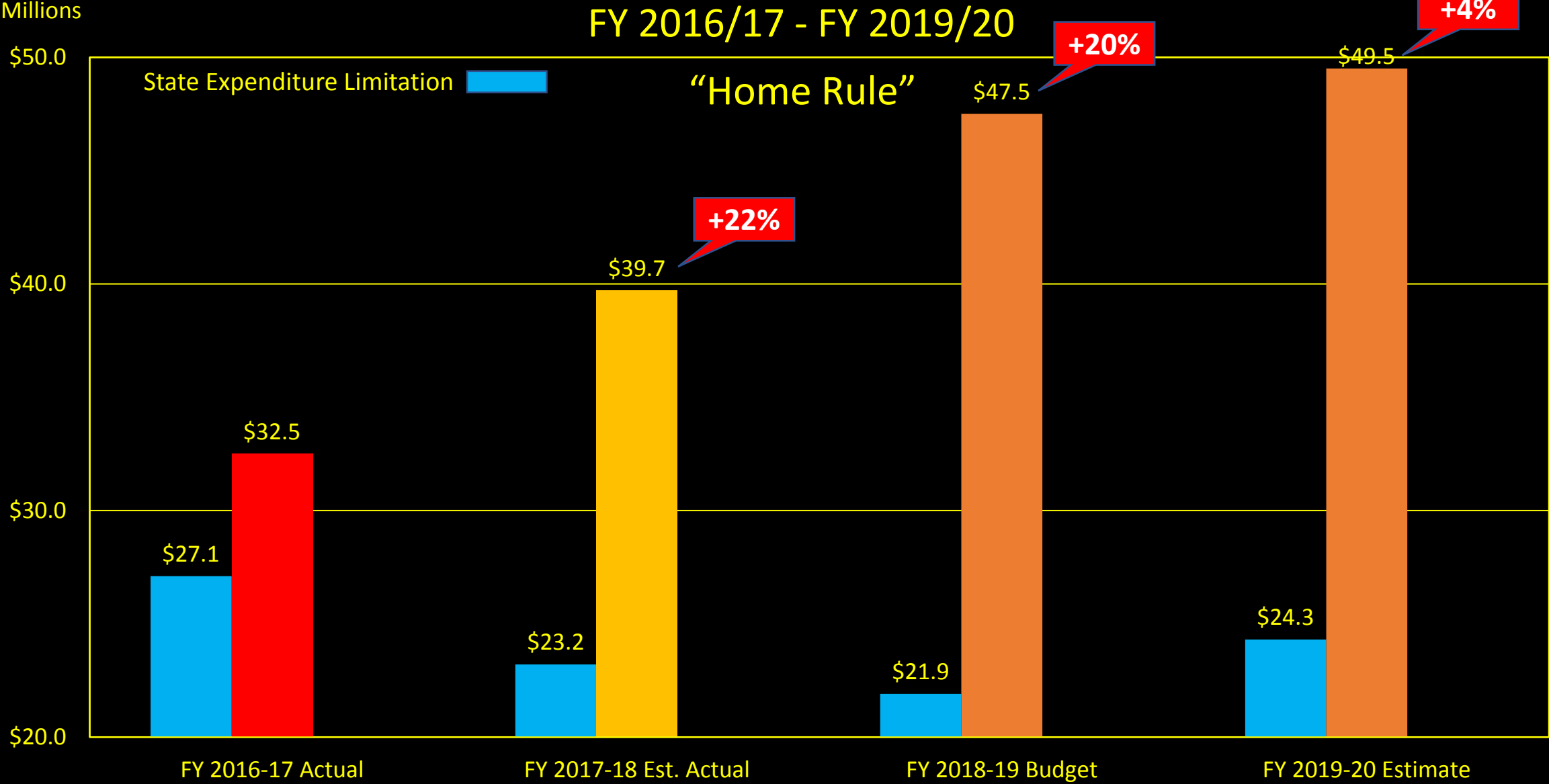
City Manager	\$165,000
--------------	-----------

City of Sedona

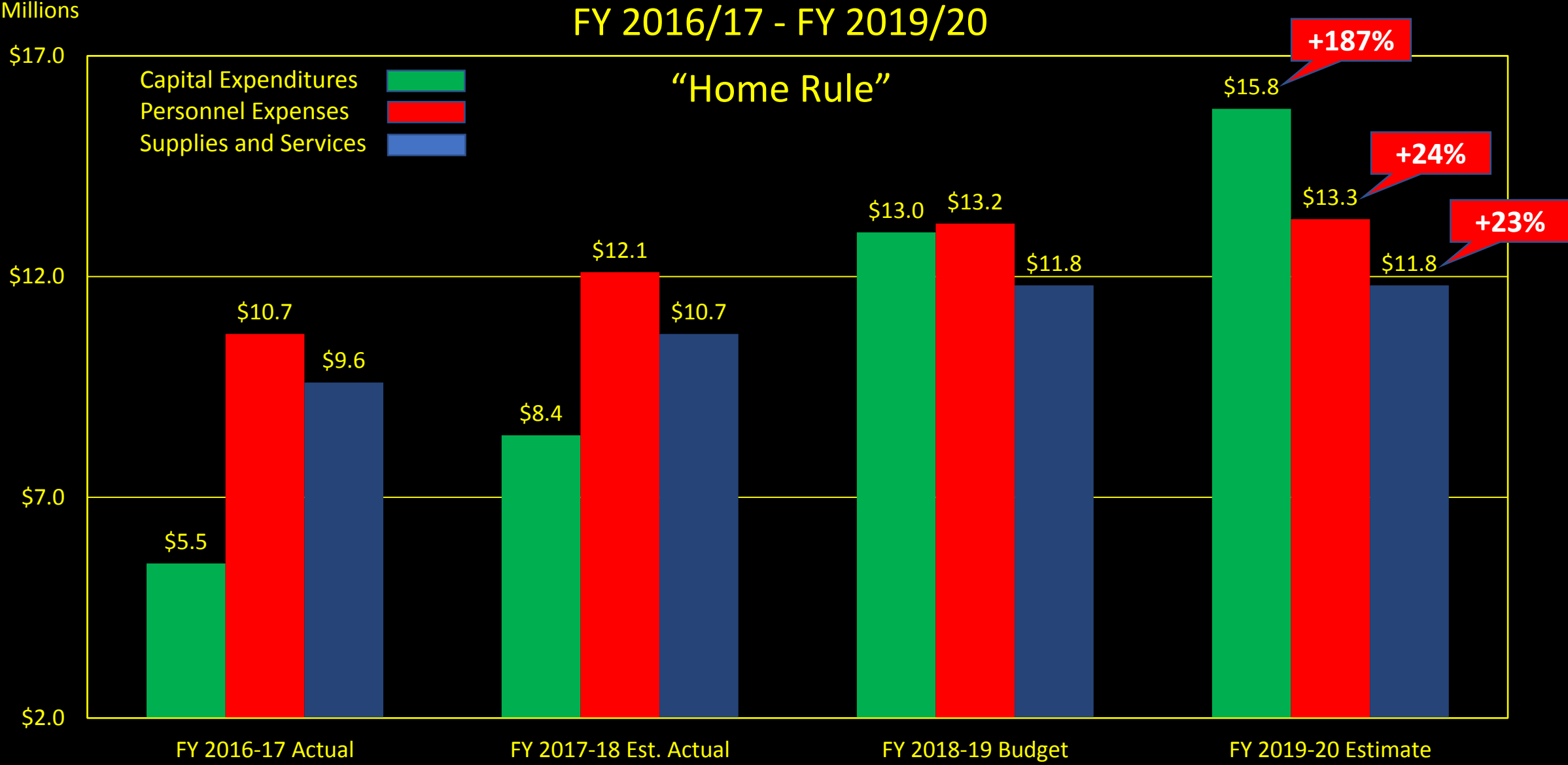
“City Collected” vs “Chamber Received” Bed Tax FY 2012/13 - FY 2018/19



City of Sedona Alternative Expenditure Limitation FY 2016/17 - FY 2019/20

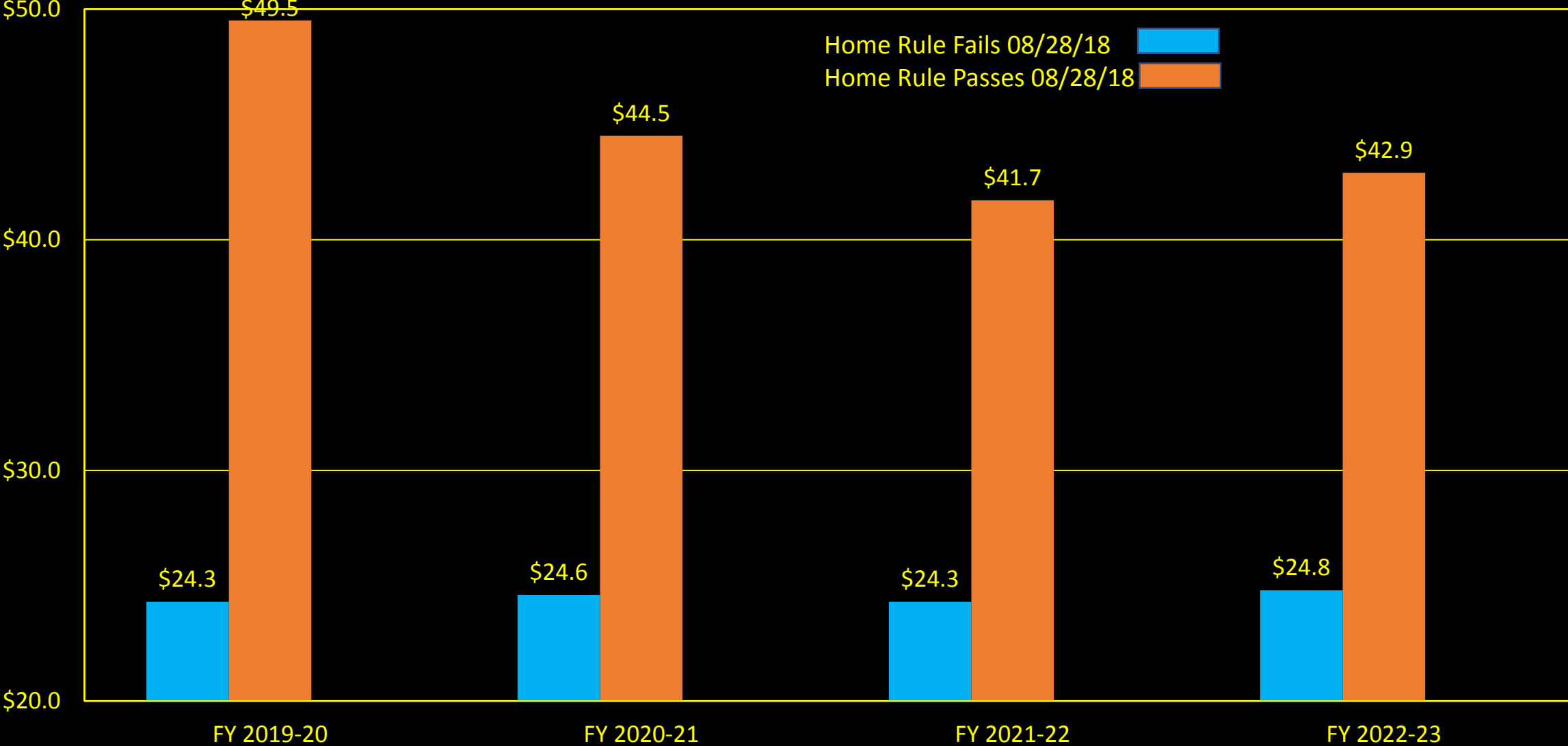


City of Sedona Alternative Expenditure Limitation FY 2016/17 - FY 2019/20



City of Sedona Alternative Expenditure Limitation FY 2019/20 - FY 2022/23

Millions



Arizona Constitution

State Expenditure Limitation

(Base Limit set in 1979 - 80, adjusted annually for population & inflation)

1. **Alternative Expenditure Limitation (Home Rule)**
Requires citizens vote every four years or reverts to State Expenditure Limitation
2. **Permanent Base Adjustment (Auditor General Approval)**
Requires citizens vote to increase State Expenditure Limitation and must be done in even years
3. **One-Time Override (City Council Resolution)**
Requires citizens vote and can be done in May, 2019

City of Sedona
 FY 2019-20 State-Imposed Expenditure Limitation
Current

Millions	1979-80	Population	Inflation	Projected	Estimated	2019-20
	Base Limit	Factor	Factor	Limitation	Exclusions	Limitation
Current	\$2.96	1.50	3.04	\$13.50	\$10.80	\$24.30

City of Sedona
 FY 2019-20 State-Imposed Expenditure Limitation
Increase

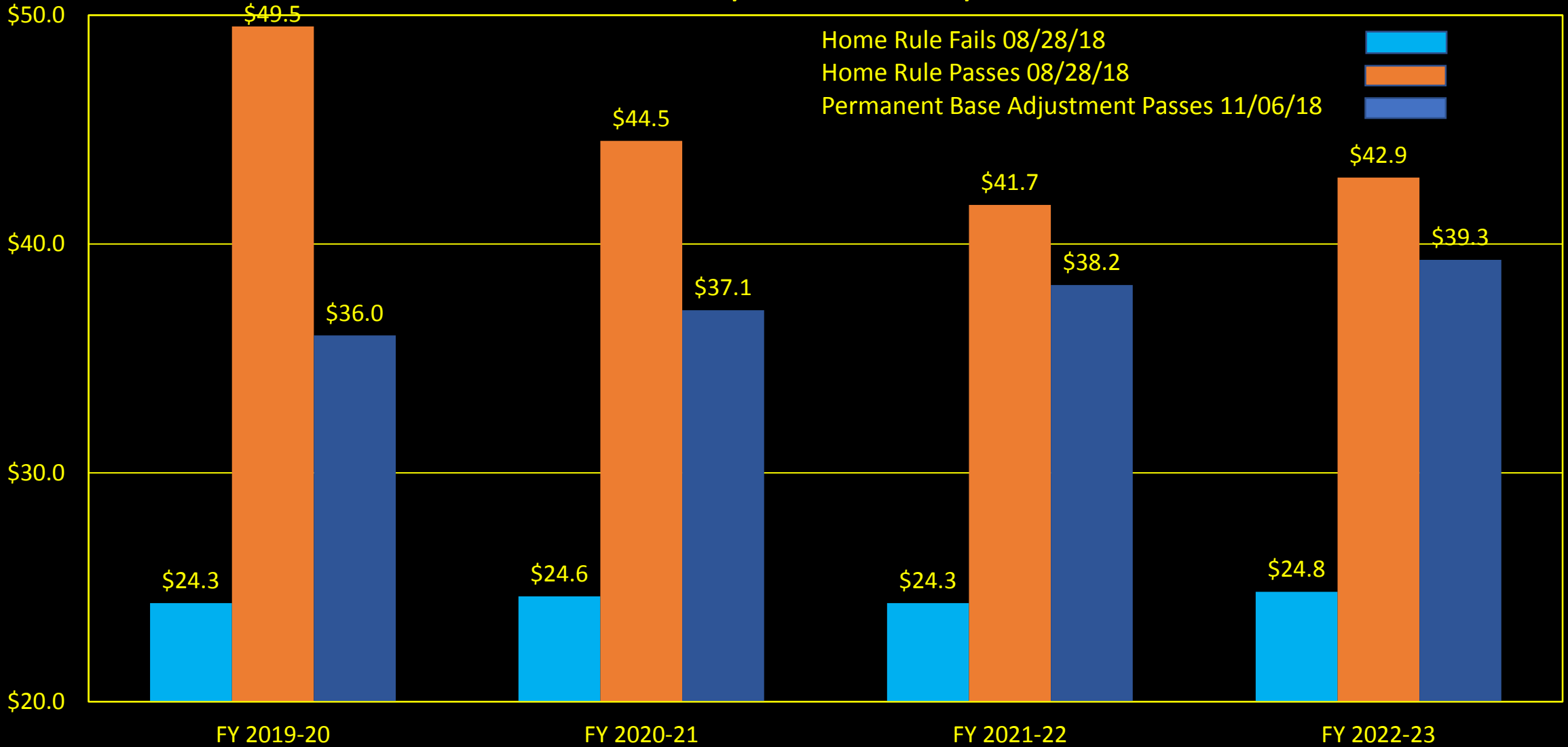
	1979-80	Population	Inflation	Projected	Estimated	2019-20
Millions	Base Limit	Factor	Factor	Limitation	Exclusions	Limitation
Current	\$2.96	1.50	3.04	\$13.50	\$10.80	\$24.30
Increase	\$2.58	1.50	3.04	\$11.70	\$ -	\$11.70

City of Sedona
 FY 2019-20 State-Imposed Expenditure Limitation
Revised

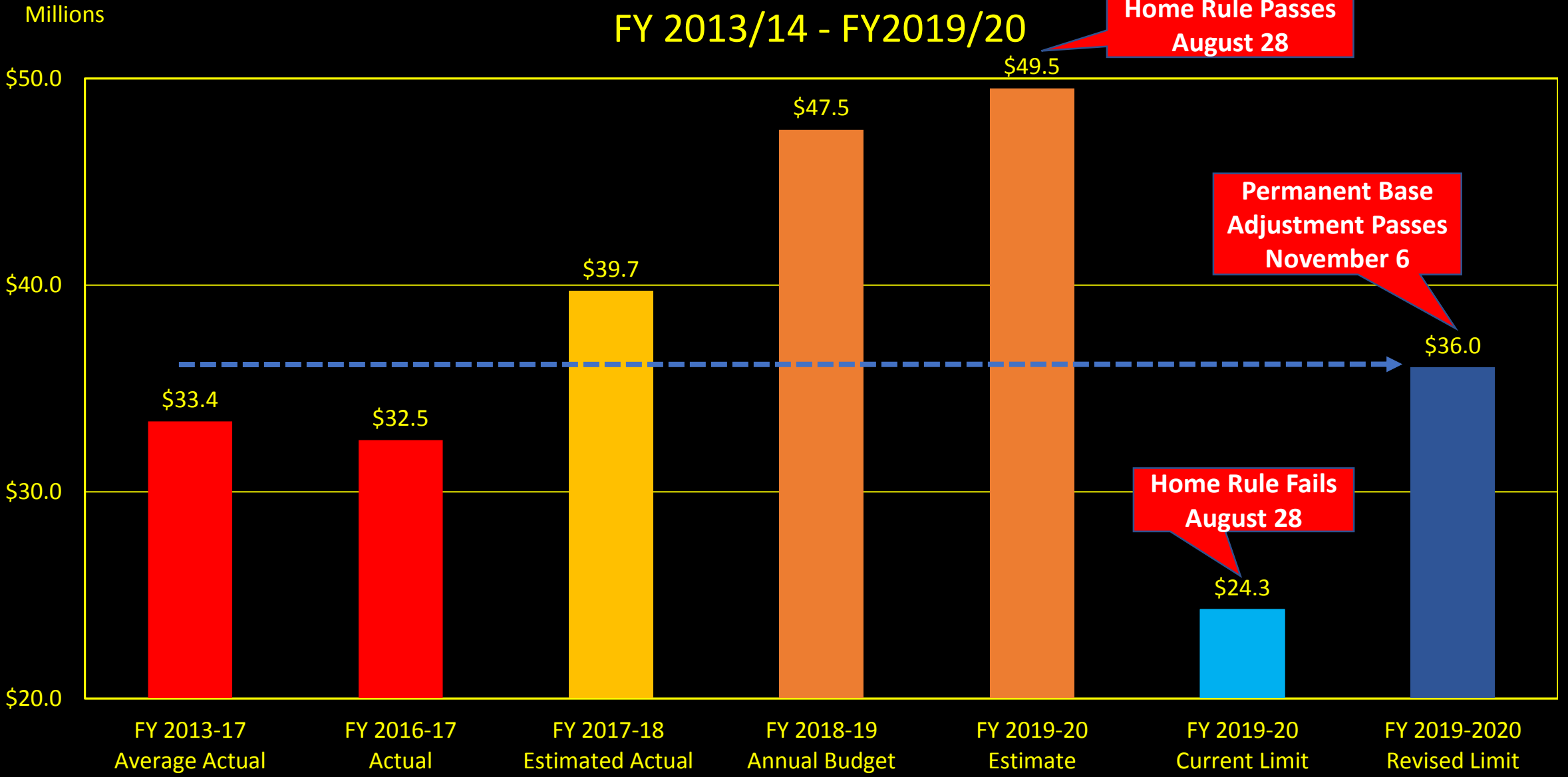
	1979-80	Population	Inflation	Projected	Estimated	2019-20
Millions	Base Limit	Factor	Factor	Limitation	Exclusions	Limitation
Current	\$2.96	1.50	3.04	\$13.50	\$10.80	\$24.30
Increase	\$2.58	1.50	3.04	\$11.70	\$ -	\$11.70
Revised	\$5.54	1.50	3.04	\$25.20	\$10.80	\$36.00

City of Sedona Alternative Expenditure Limitation FY 2019/20 - FY 2022/23



Millions



City of Sedona Expenditure Levels FY 2013/14 - FY2019/20



Ballot Calendar

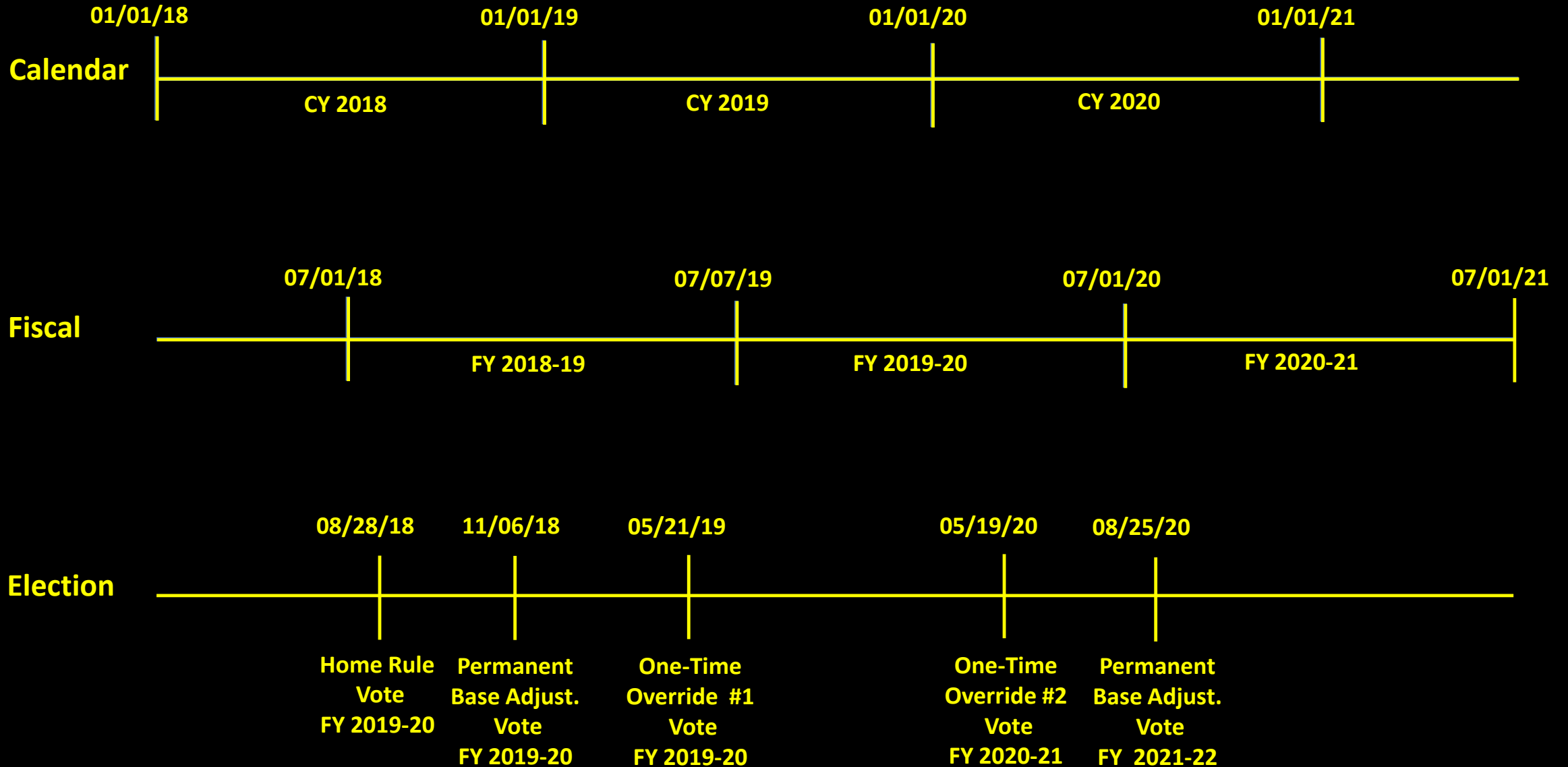
Home Rule		08/28/18
Permanent Base Adjustment		11/06/18
One-Time Override - Year 1		05/21/19
One-Time Override - Year 2		05/19/20
Home Rule/PBA		08/25/20

Arizona Liberty Timetable

Permanent Base Adjustment

	<u>Date</u>	<u>Days</u>	<u>Task</u>
<input checked="" type="checkbox"/>	06/05	154	Proposal to Auditor General
<input checked="" type="checkbox"/>	06/26	133	Response from Auditor General
<input checked="" type="checkbox"/>	07/09	120	Petition Signatures to City Clerk
	09/07	60	Voter Pamphlet Mailed
	10/08	30	Initiative Ballot Mailed
	11/06	0	Election Day

Calendars – The CITY has Options



City of Sedona
Comparison of “Tourist” Cities
FY 2018/19 - FY 2020/21

	Sedona Arizona	Hayden Idaho	Palm Desert California
Population	10,300	13,300	50,000
Budget (\$Mils)	\$48	\$15	\$115
Budget Per Person	\$4,600	\$1,200	\$2,300
Employees	145	33	112
Population Per Employee	71	403	446
Chamber of Commerce (\$Mils)	\$2.5	\$0.0	\$0.0

Three Tourist Cities with part of the residents who leave during part of the year.

Get Your Free Yard Sign!



- A NO vote on Home Rule restricts City wasteful spending – August 28th
- A YES on Permanent Base Adjustment guarantees funds equal to past several years expenditures - Nov 6th
- Voters have CONTROL over One Time Overrides – Every May – Every Year
- For ONCE – YOU the voters will force management and council to spend tax dollars wisely for the benefit of the VOTERS – not the special *INTERESTS*.

Arizona Liberty Support Team

Petition	T. LaSota
Legal	W. Spring
Research	R. Normand
Video	C. D.
Media	Summit Marketing
Printing	Hanson Lightworks



Follow Arizona Liberty



www.ArizonaLiberty.us



Arizona Liberty 123



[Arizonaliberty.us](https://www.youtube.com/Arizonaliberty.us)