

WHAT IS “HOME RULE”?

Arizona Constitution

State Expenditure Limitation

(Base Limit set in 1979 - 80, adjusted annually for population & inflation)

Arizona Constitution

State Expenditure Limitation

(Base Limit set in 1979 - 80, adjusted annually for population & inflation)

- 1. Alternative Expenditure Limitation (Home Rule)**
Requires citizens vote every four years or reverts to State Expenditure Limitation
- 2. Permanent Base Adjustment (Auditor General Approval)**
Requires citizens vote to increase State Expenditure Limitation and must be done in even years
- 3. One-Time Override (City Council Resolution)**
Requires citizens vote and can be done annually in May, starting in 2019

Arizona Constitution

State Expenditure Limitation

(Base Limit set in 1979 - 80, adjusted annually for population & inflation)

1. **Alternative Expenditure Limitation (Home Rule)**
Requires citizens vote every four years or reverts to State Expenditure Limitation
2. **Permanent Base Adjustment (Auditor General Approval)**
Requires citizens vote to increase State Expenditure Limitation and must be done in even years
3. **One-Time Override (City Council Resolution)**
Requires citizens vote and can be done annually in May, starting in 2019

Arizona Constitution

State Expenditure Limitation

(Base Limit set in 1979 - 80, adjusted annually for population & inflation)

1. **Alternative Expenditure Limitation (Home Rule)**
Requires citizens vote every four years or reverts to State Expenditure Limitation
2. **Permanent Base Adjustment (Auditor General Approval)**
Requires citizens vote to increase State Expenditure Limitation and must be done in even years
3. **One-Time Override (City Council Resolution)**
Requires citizens vote and can be done annually in May, starting in 2019

City of Sedona

Publicly Available Sources

2013 - 2017 Comprehensive Annual Financial Reports

2017 - 2018 Estimated Actual

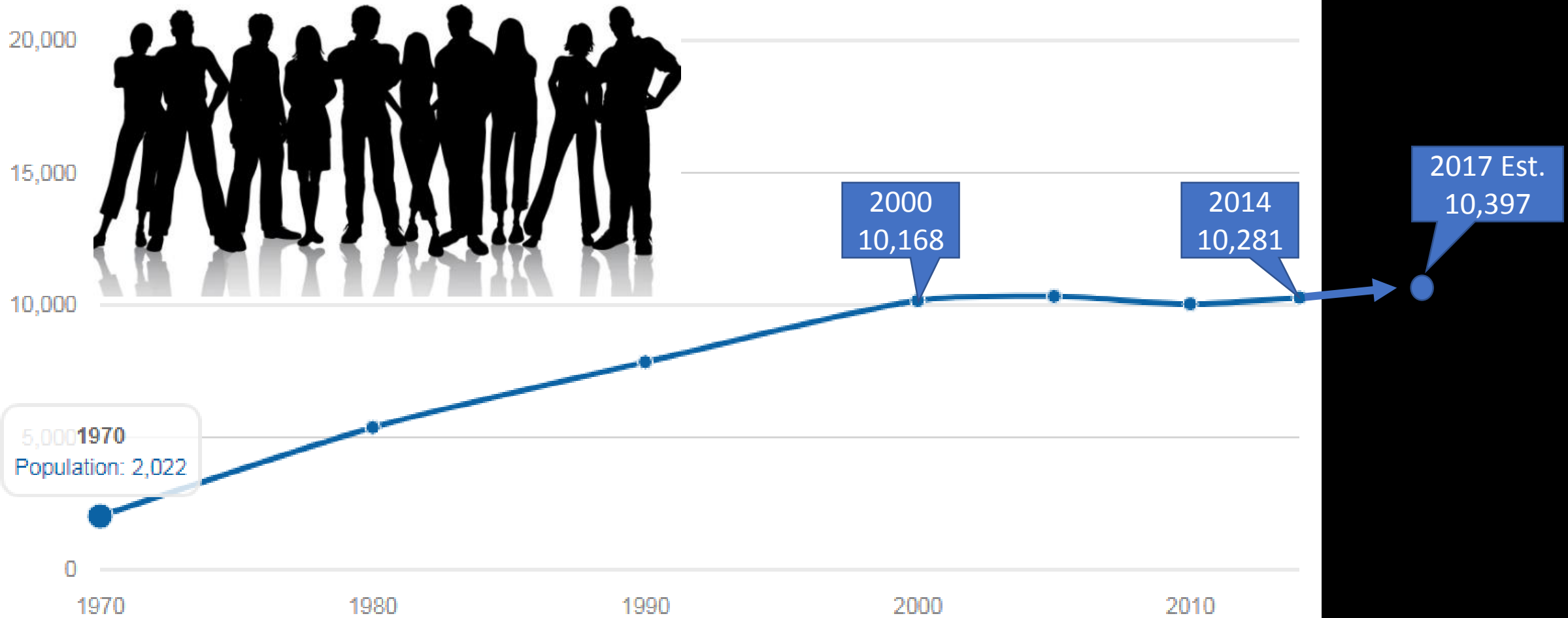
2018 - 2019 Approved Budget

2019 - 2023 Estimated Amounts To Be Expended

“Effect” of the 2014 Voter Approval of Home Rule

With 2% Population Growth Since 2000

Historical population of Sedona city for period 1970-2014:

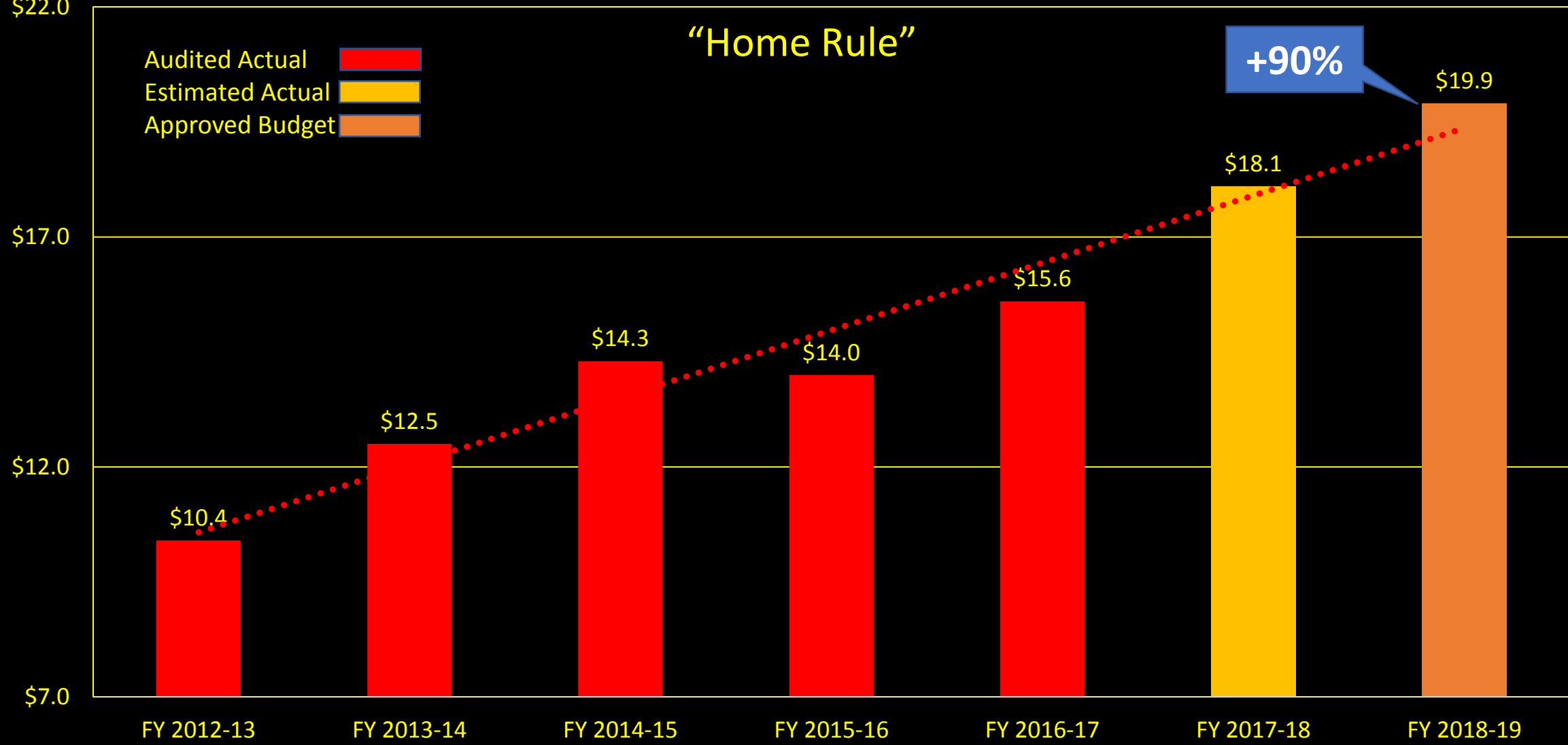


City of Sedona General Fund Expenses FY 2012/13 - FY 2018/19

Millions

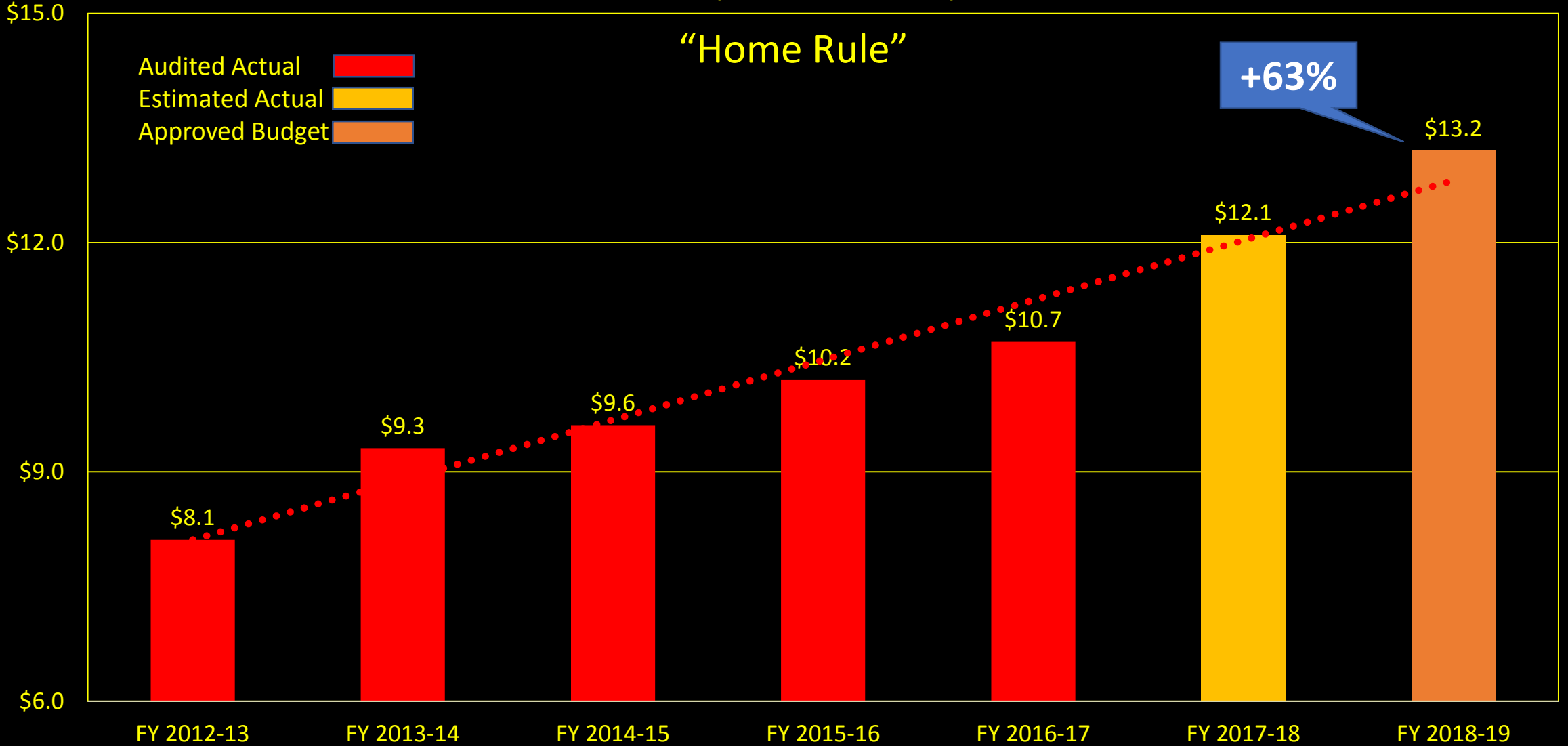
“Home Rule”

- Audited Actual
- Estimated Actual
- Approved Budget

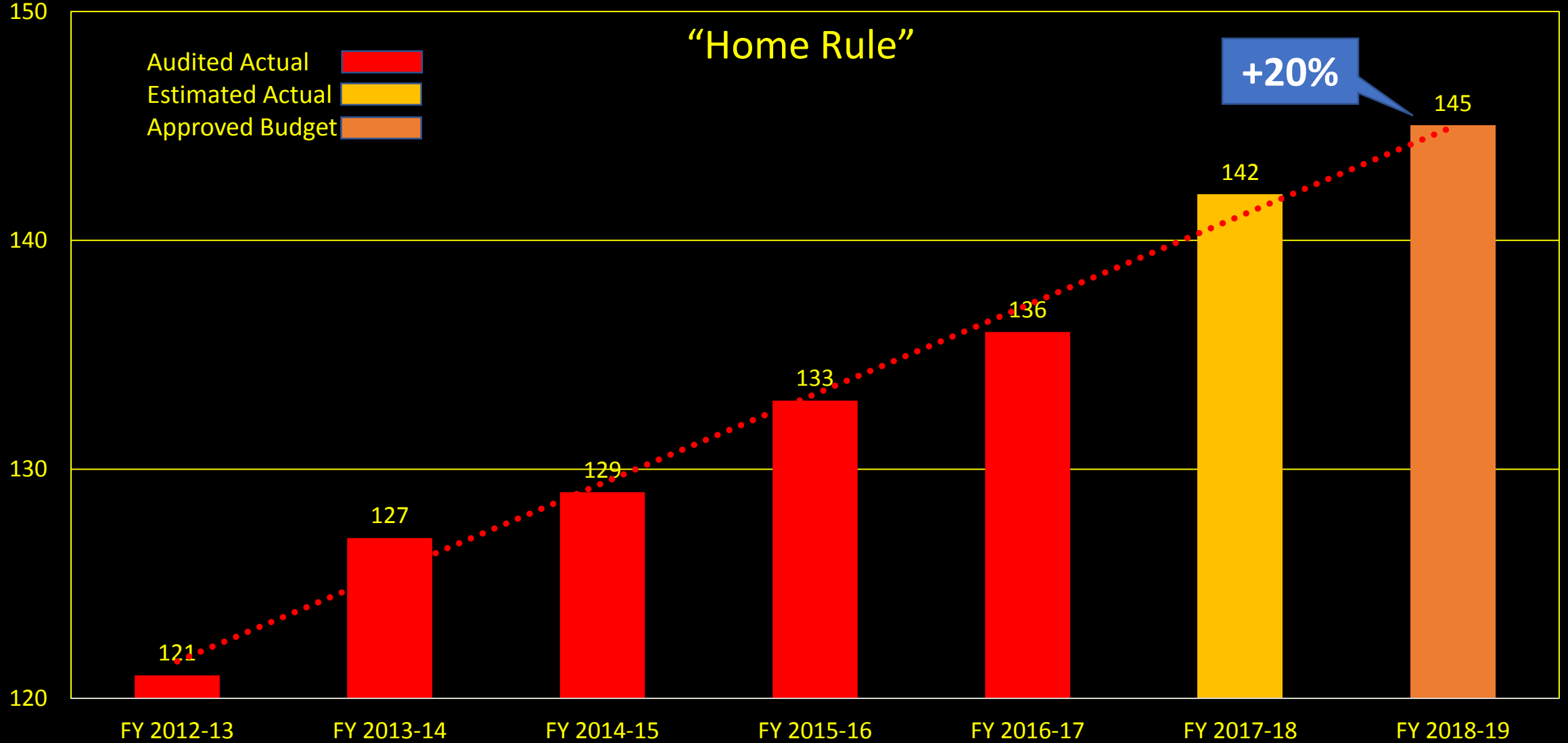


City of Sedona Personnel Expenses FY 2012/13 - FY 2018/19

Millions



City of Sedona Full-Time Equivalent Employees FY 2012/13 - FY 2018/19

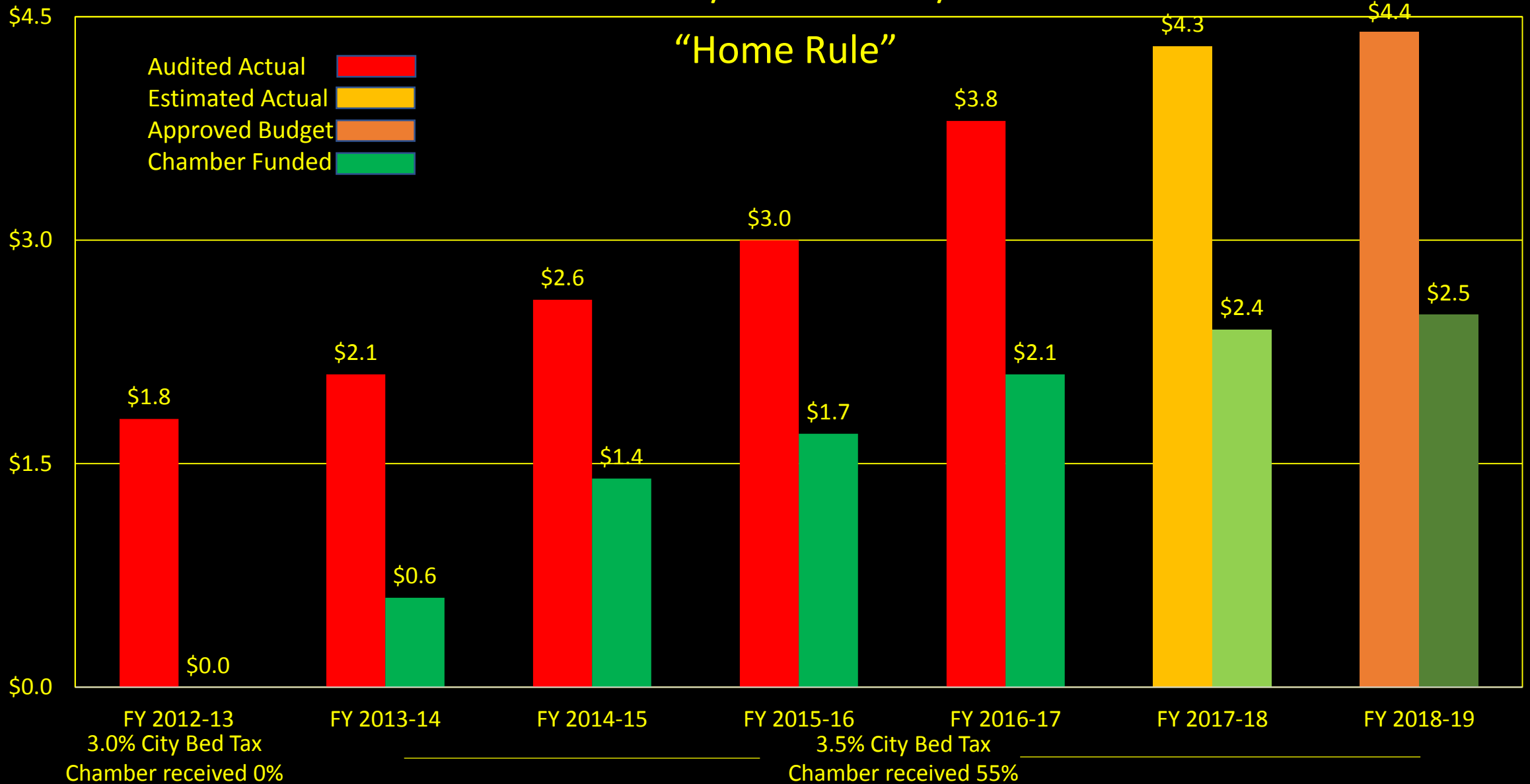


City of Sedona

Bed Tax Collected vs Chamber Received

FY 2012/13 - FY 2018/19

Millions

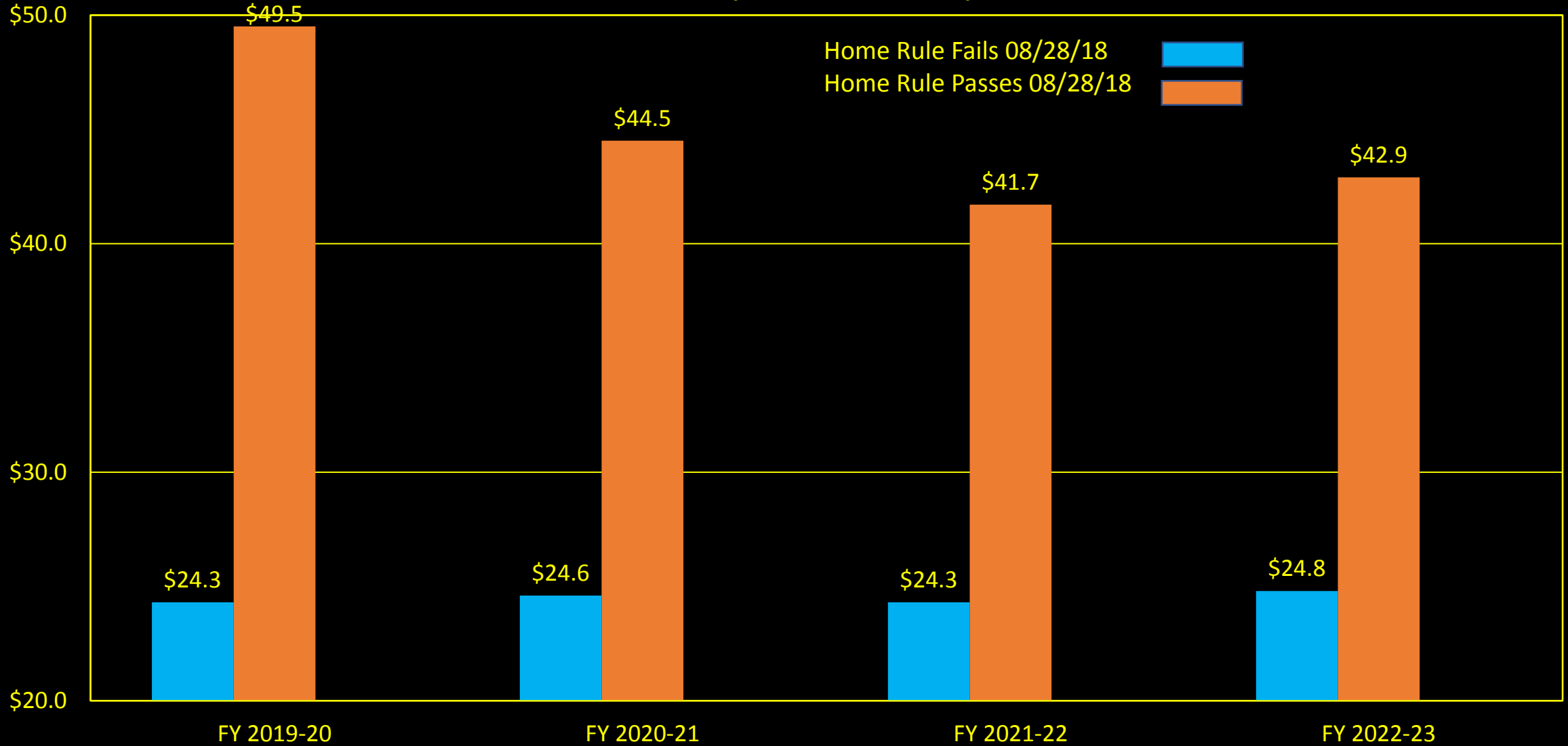


City of Sedona
Alternative Expenditure Limitation vs State Expenditure Limitation
FY 2016/17 - FY 2019/20

\$(Millions)	Fiscal Year 2016-17 Actual	Fiscal Year 2017-18 Est. Actual	Fiscal Year 2018-19 Budget	Fiscal Year 2019-20 Estimate
Personnel Expenses	\$10.7	\$12.1	\$13.2	\$13.3
Supplies and Services	9.6	10.7	11.8	11.8
Capital & Debt Service	6.7	6.8	6.6	5.7
Capital Improvements	5.5	8.4	13.0	15.8
Internal Charges	-	1.6	1.7	1.7
Contingencies	-	-	1.2	1.2
Alternative Expenditure Limitation (Home Rule)	\$32.5	\$39.7	\$47.5	\$49.5
State Expenditure Limitation	\$27.1	\$23.2	\$21.9	\$24.3

City of Sedona Alternative Expenditure Limitation FY 2019/20 - FY 2022/23

Millions



Arizona Constitution

State Expenditure Limitation

(Base Limit set in 1979 - 80, adjusted annually for population & inflation)

1. Alternative Expenditure Limitation (Home Rule)

Requires citizens vote every four years or reverts to State Expenditure Limitation

2. Permanent Base Adjustment (Auditor General Approval)

Requires citizens vote to increase State Expenditure Limitation and must be done in even years

3. One-Time Override (City Council Resolution)

Requires citizens vote and can be done in May, 2019

City of Sedona
FY 2019-20 State-Imposed Expenditure Limitation
Current

Millions	1979-80	Population	Inflation	Projected	Estimated	2019-20
	Base Limit	Factor	Factor	Limitation	Exclusions	Limitation
Current	\$2.96	1.50	3.04	\$13.50	\$10.80	\$24.30

City of Sedona
FY 2019-20 State-Imposed Expenditure Limitation
Increase

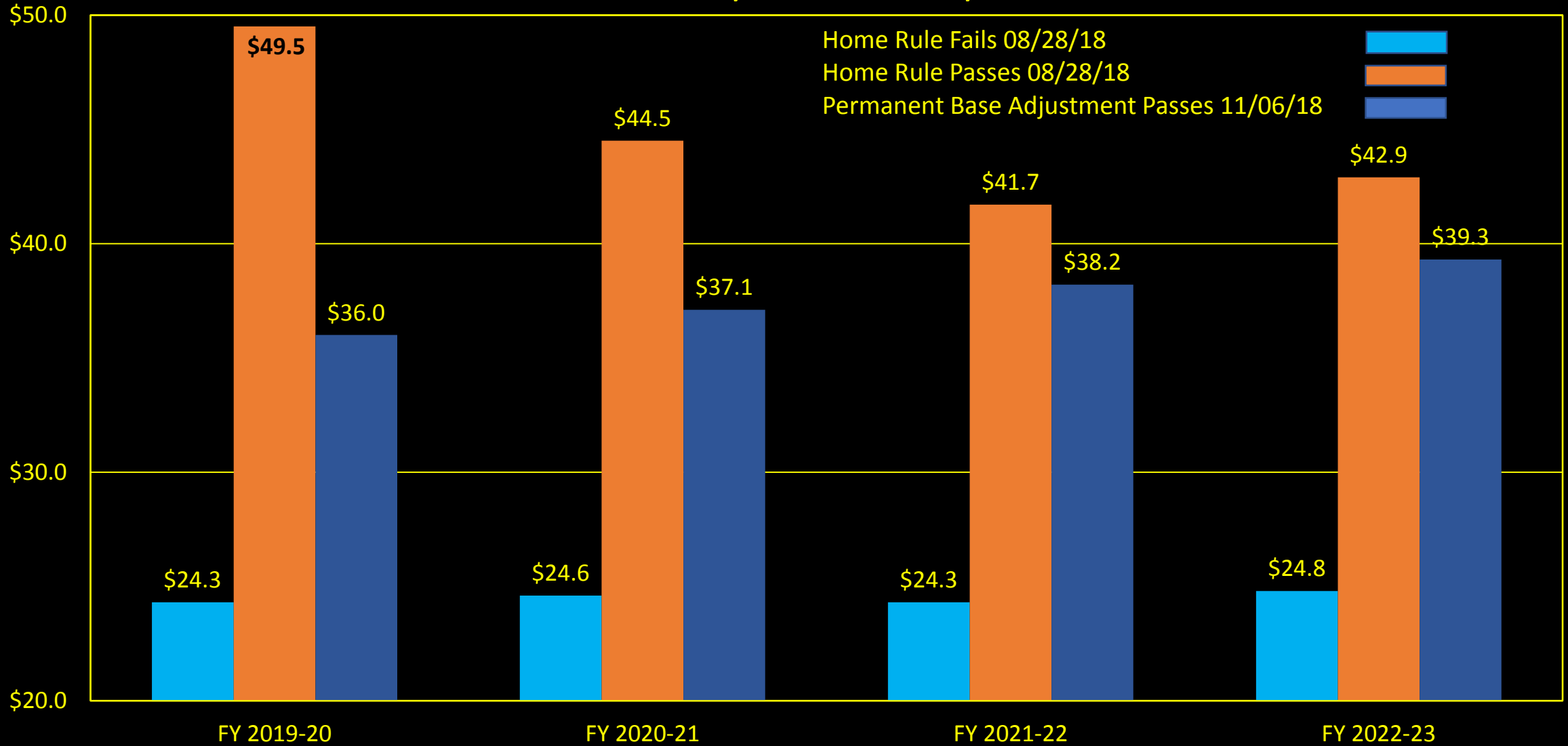
Millions	1979-80	Population	Inflation	Projected	Estimated	2019-20
	Base Limit	Factor	Factor	Limitation	Exclusions	Limitation
Current	\$2.96	1.50	3.04	\$13.50	\$10.80	\$24.30
Increase	\$2.58	1.50	3.04	\$11.70	\$ -	\$11.70

City of Sedona
FY 2019-20 State-Imposed Expenditure Limitation
Revised

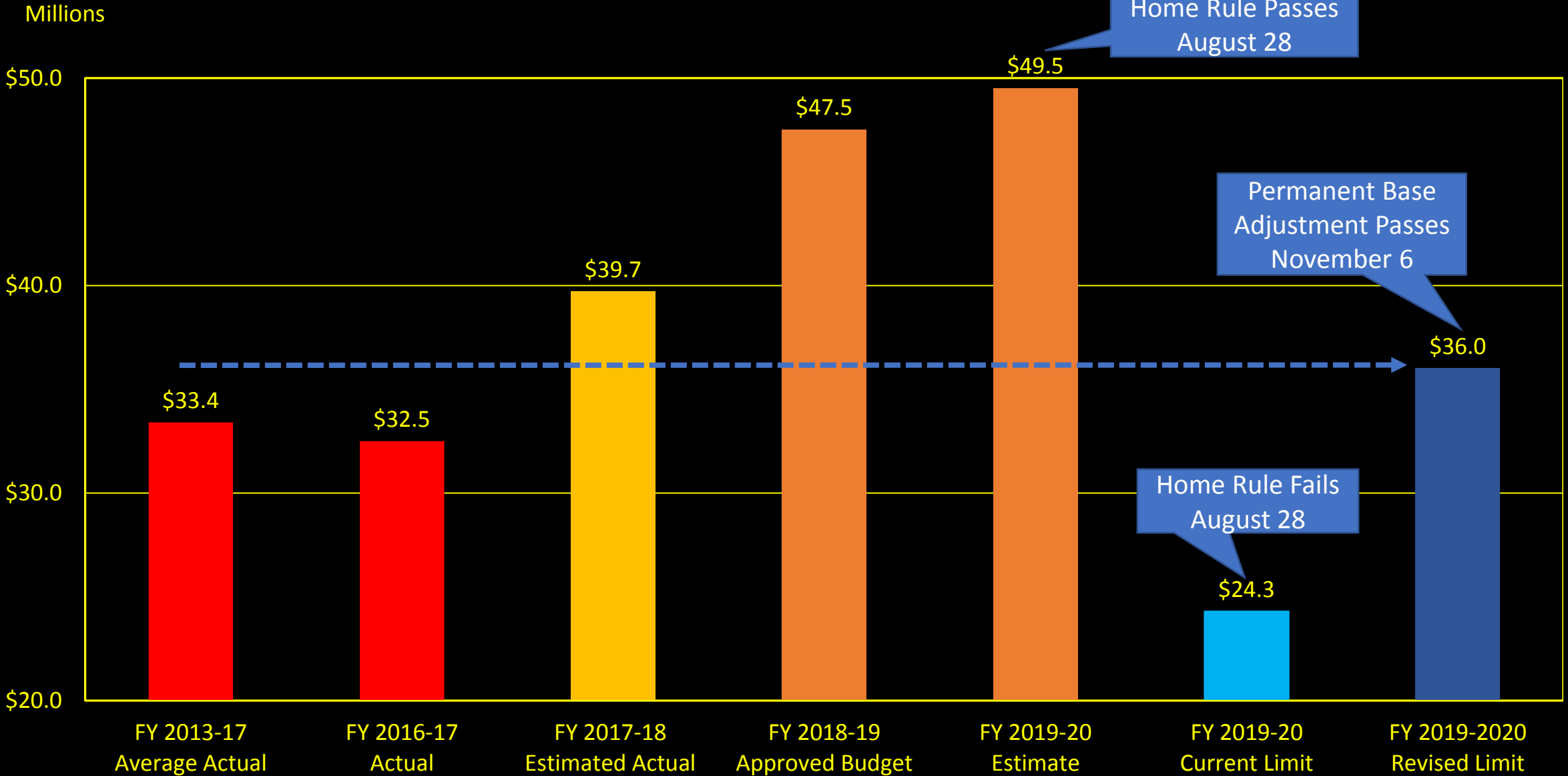
Millions	1979-80	Population	Inflation	Projected	Estimated	2019-20
	Base Limit	Factor	Factor	Limitation	Exclusions	Limitation
Current	\$2.96	1.50	3.04	\$13.50	\$10.80	\$24.30
Increase	\$2.58	1.50	3.04	\$11.70	\$ -	\$11.70
Revised	\$5.54	1.50	3.04	\$25.20	\$10.80	\$36.00

City of Sedona Alternative Expenditure Limitation FY 2019/20 - FY 2022/23

Millions



City of Sedona Expenditure Levels



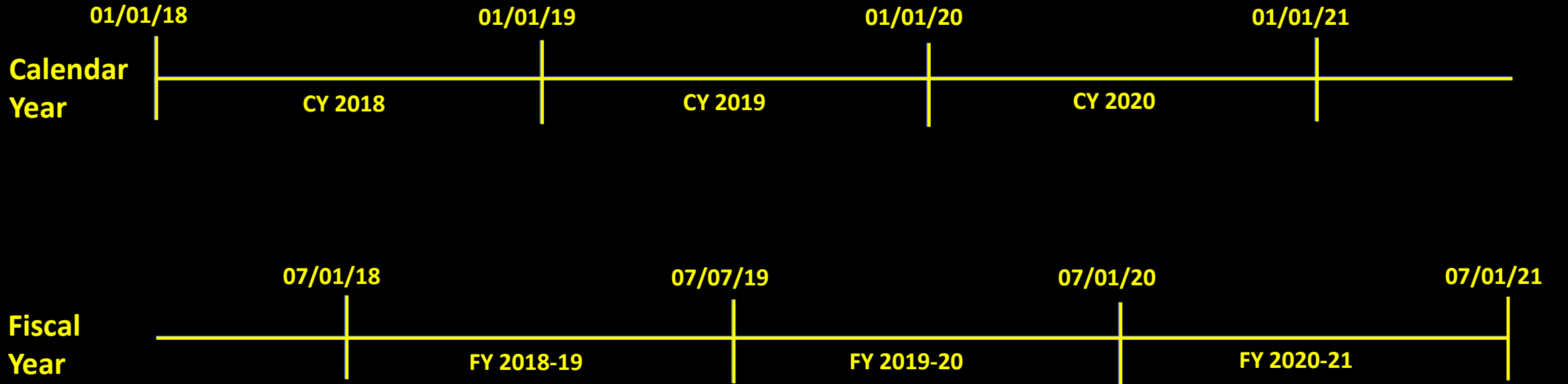
Elections Calendar

Home Rule	08/28/18
Permanent Base Adjustment	11/06/18
One-Time Override - Year 1	05/21/19
One-Time Override - Year 2	05/19/20
Home Rule/PBA	08/25/20

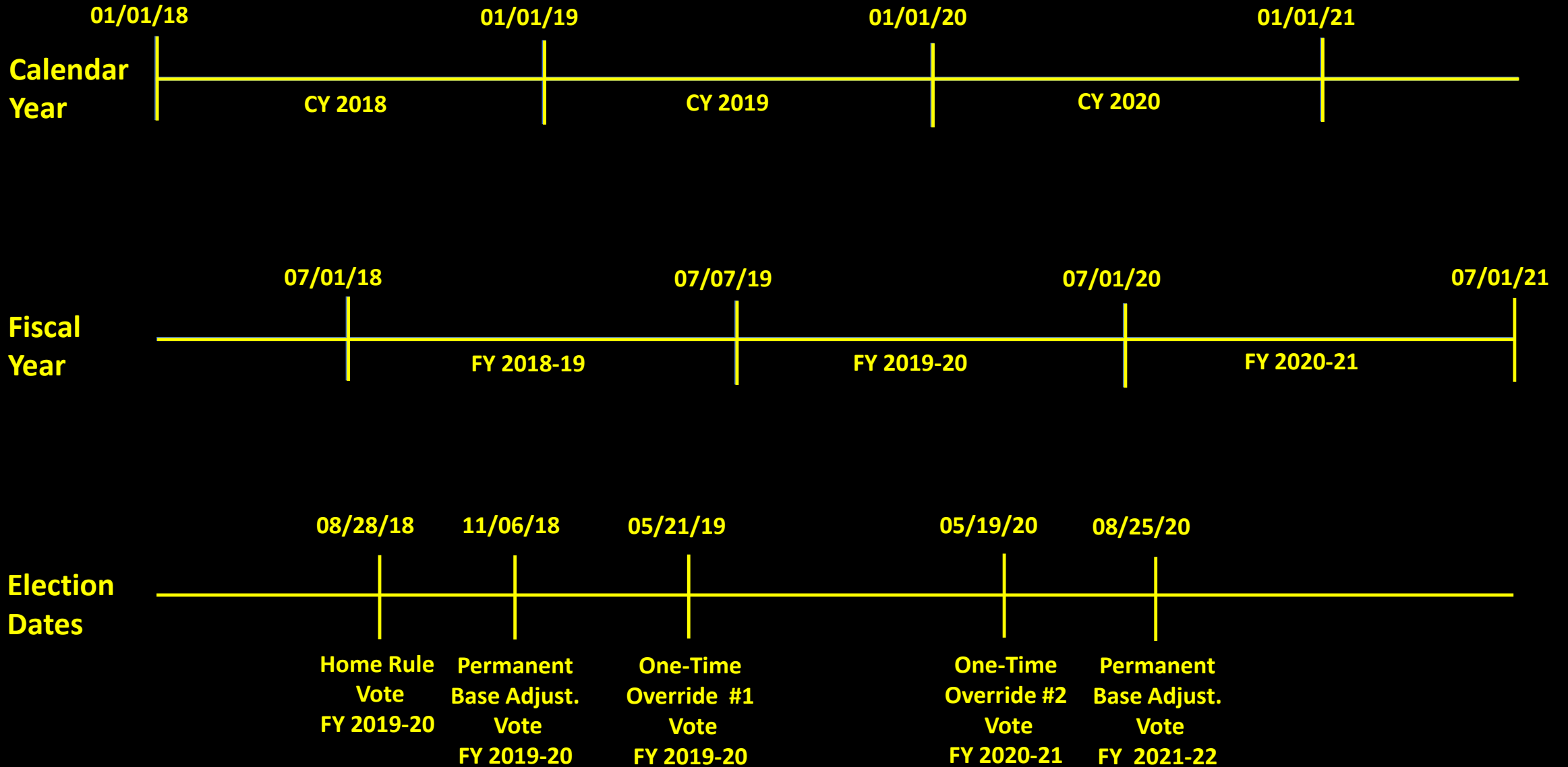
Calendars



Calendars



Calendars



2018 Timetable

<u>Date</u>	<u>Days</u>	<u>Task</u>
06/05	154	Proposal to Auditor General
06/26	133	Approval from Auditor General
07/09	120	Petition to City Clerk
09/07	60	Voter Pamphlet Mailed
10/08	30	Initiative Ballot Mailed
11/06	0	Election Day

VOTE NO on "HOME RULE"?

VOTE YES on

Permanent Base Adjustment

on 11/6/2018